


**Lingayas University**  
**Balance Sheet as on 31st March 2014**


Particulars	Sch	As on 31.3.2014 Amount (Rs)	As on 31.3.2013 Amount (Rs)
<b>Source Of Funds</b>			
<b>Loans / Borrowings</b>			
Unsecured Loan	1	6,357,650.00	2,756,750.00
Current Liabilities & provisions	2	99,427,499.81	152,503,524.00
Excess of Income Over Expenditure	3	174,087,728.05	78,176,875.00
		<b>279,872,877.86</b>	<b>233,437,149.00</b>
<b>Application of Funds</b>			
Current Assets	4	41,175,534.02	19,626,749.00
Loans, Advances, & Deposits	5	11,307,571.00	12,729,640.00
Branch & Division	6	227,389,772.84	201,080,761.00
		<b>279,872,877.86</b>	<b>233,437,150.00</b>

**Auditor's Report**  
As per our report of even date attached

**CA SUMITA**  
(Chartered Accountant)  
M.No. 511665

Place - New Delhi  
Date - 30-09-2013

  
**LINGAYAS UNIVERSITY**

  
(Senior Finance Officer)

  
(Vice Chancellor)

**Lingayas University**  
**Income & Expenditure Account for the year ending 31st March 2014**


Particulars	Sch	As on 31-3-2014 Amount (Rs)	As on 31-3-2013 Amount (Rs)
<b>Income</b>			
Receipts from Students & Others	7	356,690,798.82	331,789,657.00
		356,690,798.82	331,789,657.00
<b>Expenditure</b>			
Administrative Expenses	8	41,642,239.42	32,415,045.00
Academic Expenses	9	57,613,706.36	41,970,942.00
Repair & Maintenance	10	12,397,128.44	13,767,155.00
Staff payments & Benefits	11	129,425,722.93	127,414,763.00
Finance Cost	12	19,701,148.62	4,774,446.00
Excess of Income over Expenditure		95,910,853.05	111,447,306.00
		356,690,798.82	331,789,657.00

**Notes to Accounts:**


- 1) Finance Cost has been shown on the basis of usage of loan.

**Auditor's Report**

As per our report of even date attached



CA SUMITA  
 (Chartered Accountant)  
 M.No. 511665




Place - New Delhi  
 Date - 30-09-2013



LINGAYAS UNIVERSITY

(Senior Finance Officer)



(Vice Chancellor)

<b>LINGAYAS UNIVERSITY</b>		
<b>Schedules forming part of Balance Sheet and Income &amp; Expenditure Account</b>		
<b>Schedule 1 : Loans and Borrowings</b>		
	As at 31.03.2014	As at 31.03.2013
Particulars	Amount (Rs)	Amount (Rs)
Unsecured loan		
CHANDER VERMA	1,000,000.00	
G.RAJALING GADDE	2,500,000.00	
MUKESH YADAV	756,750.00	756,750.00
Samikasha Rao	100,900.00	
V.Kumar	2,000,000.00	2,000,000.00
<b>Total</b>	<b>6,357,650.00</b>	<b>2,756,750.00</b>
<b>Schedule 2 : Current liabilities and Provisions</b>		
	As at 31.03.2014	As at 31.03.2013
Particulars	Amount (Rs)	Amount (Rs)
Sundry creditors	13,011,479.00	13,353,790.00
Security deposit	38,812,401.00	1,814,882.00
Expenses payable/advance fee	46,946,803.81	136,355,764.00
TDS payable	656,816.00	979,088.00
<b>Total</b>	<b>99,427,499.81</b>	<b>152,503,524.00</b>
<b>Schedule 3: Excess of income over expenditure</b>		
	As at 31.03.2014	As at 31.03.2013
Particulars	Amount (Rs)	Amount (Rs)
Opening Balance	78,176,875.00	-33,270,430.00
Add- Carried from Income & Expenditure A/C	95,910,853.05	111,447,305.00
<b>Total</b>	<b>174,087,728.05</b>	<b>78,176,875.00</b>
<b>Schedule 4: Current assets</b>		
	As at 31.03.2014	As at 31.03.2013
Particulars	Amount (Rs)	Amount (Rs)
Sundry debtors	25,067,017.00	9,750,154.00
bank accounts	8,565,646.12	2,937,048.00
cash in hand	1,001,304.79	65,592.00
other current assets	6,541,566.11	6,873,957.00
<b>Total</b>	<b>41,175,534.02</b>	<b>19,626,751.00</b>
<b>Schedule 5 : Loans, advances and deposits</b>		
	As at 31.03.2014	As at 31.03.2013
Particulars	Amount (Rs)	Amount (Rs)
Advance for laptop a/c	47,500.00	54,375.00

Handwritten signature/initials

Advance to staff for imprest	18,483.00	
Advance to staff personnel	426,782.00	428,599.00
Advance to vendor	400,000.00	842,360.00
Fixed Deposit-Mca(10 Years)	1,500,000.00	1,500,000.00
Fixed Deposit 5 Years HEC	500,000.00	500,000.00
Fixed Deposit 5 Years NCTE	500,000.00	500,000.00
Fixed Deposit B.ED Intec	500,000.00	500,000.00
Fixed Deposit M.ED Res.Fund	300,000.00	300,000.00
Fixed deposit (indian Bank)		1,100,000.00
GSLI/GSCA/Gratuity with LIC	5,815,787.00	5,815,787.00
Lingaya's Jankalyan Society	1,000,000.00	1,000,000.00
Security money with HSCS etc	155,120.00	33,399.00
Security Deposits telephone and others	143,899.00	155,120.00
<b>Total</b>	<b>11,307,571.00</b>	<b>12,729,640.00</b>

**Schedule 6 : Branch and Division**

Particulars	As at 31.03.2014	As at 31.03.2013
	Amount (Rs)	Amount (Rs)
Lingaya's GVKS Inst. of Mgmt. Tech.	48,419,294.00	35,961,936.00
Lingaya's Inst. of Health Sciences	9,103,915.00	7,515,206.00
Lingaya's Inst of Mgmt & Tech Delhi	40,131,907.15	40,131,907.00
LINGAYA'S PUBLIC SCHOOL	7,751,364.00	3,733,887.00
Lingaya's Society - Delhi	424,033,206.00	393,079,045.00
Lingaya's University - Delhi	35,089,597.00	32,494,728.00
Lingaya's University Faridabad	146,083,281.00	145,975,927.00
	<b>710,612,564.15</b>	<b>658,892,636.00</b>
LINGAYA'S INST. OF MGMT. & TECH. (FBD)	207,523,397.15	207,416,043.00
Lingaya's Inst. of Health Sciences	40,955.00	
Lingaya's Inst of Mgmt & Tech Delhi	927,754.00	927,754.00
Lingaya's Society - Delhi	261,877,051.16	239,209,313.00
Lingaya's University Faridabad	12,853,634.00	10,258,765.00
	<b>483,222,791.31</b>	<b>457,811,875.00</b>
<b>Net balance</b>	<b>227,389,772.84</b>	<b>201,080,761.00</b>

**Schedule 7 : Receipts from Institutions and School**


Particulars	As at 31.03.2014	As at 31.03.2013
	Amount (Rs)	Amount (Rs)
Academic fees	356,179,282.64	330,615,760.00
Interest received FDRs/ Other receipts	511,516.18	1,173,897.00
<b>Total</b>	<b>356,690,798.82</b>	<b>331,789,657.00</b>

**Schedule 8: Administrative expenses**

Particulars	As at 31.03.2014	As at 31.03.2013
	Amount (Rs)	Amount (Rs)
Affiliation fee	5,000.00	
Audit fees	163,575.00	308,990.00
Advertisement exp	21,139,121.00	14,535,592.00
Boarding and Lodging		111,369.00
Conversion Charges		96,798.00
Conveyance charges	1,016,776.00	873,876.00
Dues & Fees Expenses	157,210.00	454,068.00
Electricity and Water expenses	6,294,083.00	5,114,488.00
Fine and penalty		33,457.00
Insurance expenses	1,041,175.00	1,094,816.00
Int on TDS	25,537.00	
Legal and Professional charges /consultation exp	3,644,150.50	4,348,962.00
Membership Fees to EPSI	27,854.00	
Meeting and conference expenses	159,762.00	97,473.00
Miscellaneous expenses/sponsorship	34,618.93	216,126.00
Postage and courier charges	76,273.00	83,454.00
Printing and Stationery/Photocopy	1,320,630.00	1,321,254.00
Rent paid	3,124,468.00	1,568,540.00
Telephone expenses	727,936.00	967,678.00
Travelling expenses (petrol/ pollution/cartage	1,626,597.99	1,188,104.00
University Counseling Expenses	1,000,000.00	
UNIVERSITY MEMBERSHIP FEE	57,472.00	
<b>Total</b>	<b>41,642,239.42</b>	<b>32,415,045.00</b>

**Schedule 9 : Academic Expenses**

Particulars	As at 31.03.2014	As at 31.03.2013
	Amount (Rs)	Amount (Rs)
Library expenditure	860,956.00	574,669.00
University Admission Expenses	1,454,035.00	609,248.00
<b>Students Welfare Expenses</b>		
First Aid Expenses	41,789.00	54,216.00
Function and Festival Expenses	2,862,306.00	2,550,226.00
Internet Charges	411,256.00	431,080.00
Prize and Gifts		64,294.00
Scholarship	7,638,000.00	1,277,940.00
Sports expenses	96,624.00	134,278.00
Student fund		241,400.00
Student Welfare Expenses	876,743.00	1,372,083.00
Tool Kit Exp.	288,750.00	
<b>Hostel exp</b>	<b>4,509,056.36</b>	
<b>Student Training Cost</b>		
Research and Development exp for students	497,784.00	456,432.00
Training and Placement expenses	657,687.00	1,448,023.00
Transportation expenses		



Handwritten signature or initials in the bottom right corner of the page.

Transportation expenses	36,957,643.00	31,862,634.00
<b>Examination expenses</b>		
University Examination Exp	461,077.00	894,419.00
<b>Total</b>	<b>57,613,706.36</b>	<b>41,970,942.00</b>
<b>Schedule 10 : Repair and Maintenance</b>		
	As at 31.03.2014	As at 31.03.2013
<b>Particulars</b>	<b>Amount (Rs)</b>	<b>Amount (Rs)</b>
Diesel exp	3,108,795.00	3,390,976.00
Horticulture exp	84,208.00	287,633.00
Vehicle Running and Maintenance	1,192,914.00	1,023,123.00
Software Licence fees	987,685.00	1,095,772.00
Lab maintenance	234,467.00	2,470,865.00
Repair and Maintenance expenses Genl.	1,302,323.94	456,268.00
Building maintenance exp	2,553,625.00	2,529,715.00
Asset maintenance exp	2,933,110.50	2,512,803.00
<b>Total</b>	<b>12,397,128.44</b>	<b>13,767,155.00</b>
<b>Schedule 11 : Staff Payments and Benefits</b>		
	As at 31.03.2014	As at 31.03.2013
<b>Particulars</b>	<b>Amount (Rs)</b>	<b>Amount (Rs)</b>
Basic salary	66,883,118.00	68,502,029.00
Conveyance Allowance	4,084,477.00	4,210,206.00
Dearness Allowance	19,875,960.00	18,178,553.00
Service Incentive	454,743.00	555,584.00
Employer contribution towards funds	3,565,033.55	5,592,118.00
Honorarium expenses	745,542.31	1,547,200.00
House keeping expenses	4,478,896.00	4,003,172.00
HRA	10,063,157.00	9,871,577.00
Other allowances	2,127,125.00	2,465,404.00
R & D Exp Staff/higher-edu allowance	2,816,523.00	990,289.00
Salary to Admin Staff&visiting staff	4,715,211.72	3,654,098.00
Security expenses	3,403,605.00	3,585,975.00
Special Allowance	4,346,946.00	2,447,129.00
Staff welfare expense/Bonus/diwali/food	1,865,385.35	1,811,429.00
<b>Total</b>	<b>129,425,722.93</b>	<b>127,414,763.00</b>
<b>Schedule 12: Finance Cost</b>		
	As at 31.03.2014	As at 31.03.2013
<b>Particulars</b>	<b>Amount (Rs)</b>	<b>Amount (Rs)</b>
Interest on secured loan	6,489,099.00	629,029.00
Interest on unsecured loan	13,150,278.00	4,097,357.00
Bank Charges/ Annual charges	61,771.62	48,060.00
<b>Total</b>	<b>19,701,148.62</b>	<b>4,774,446.00</b>

*Handwritten signature/initials*